



Total Solution Provider in Saw Device

SR433AM

Remote Control, 1-Port SAW Resonator
Revision 0: February 2005



- Electrical Characteristics
 - Package Dimensions
 - Testing Environment
 - Frequency Characteristics
-

SAWNICS Inc.

460 Cheonheung-ri, Seonggeo-eup, Cheonan-si, Chungcheongnam-do, 330-836 / Korea.
Tel: +82 41 550 9372 / Fax: +82 41 550 9399 / www.sawnics.com

□ Electrical Characteristics

Maximum Ratings

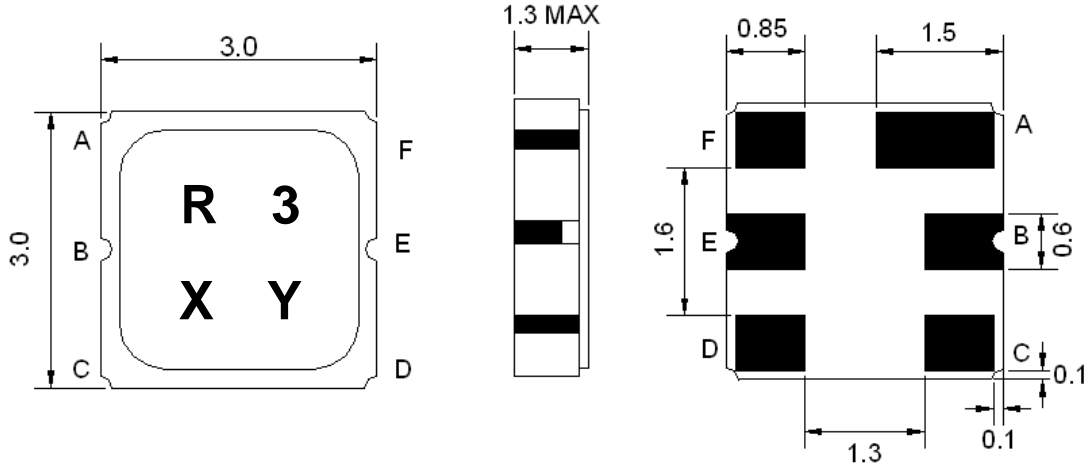
Parameters Description	Unit	Minimum	Typical	Maximum
Operating Temperature Range	°C	-40	-	+85
Storage Temperature Range	°C	-40	-	+85
Maximum DC Voltage	V	-	-	12
Maximum Input Power	dBm	-	-	0
Source Impedance (single ended) ⁽¹⁾	Ω	-	50	-
Load Impedance (single ended) ⁽¹⁾	Ω	-	50	-
Package type & size	M			
Length x Width	mm ²	-	3.0 x 3.0	-
Height	mm	-	-	1.3

Electrical Specification

Parameters Description	Unit	Minimum	Typical	Maximum
Center Frequency (Fr)	MHz	433.845	433.92	433.995
Insertion Loss	dB	-	0.9	2.0
Unload Quality Factor		6000	8000	-
Equivalent Elements				
Motional Capacitance (Cm)	fF	-	3.57	-
Motional Inductance (Lm)	μH	-	37.68	-
Motional Resistance (Rm)	Ω	-	12.95	-
Parallel Capacitance (Co)	pF	-	4.77	-
Temp. coeff.	ppm/c*2	-	0.032	-
Turnover To	deg.C	10	25	40

Notes : (1) No Matching Network .

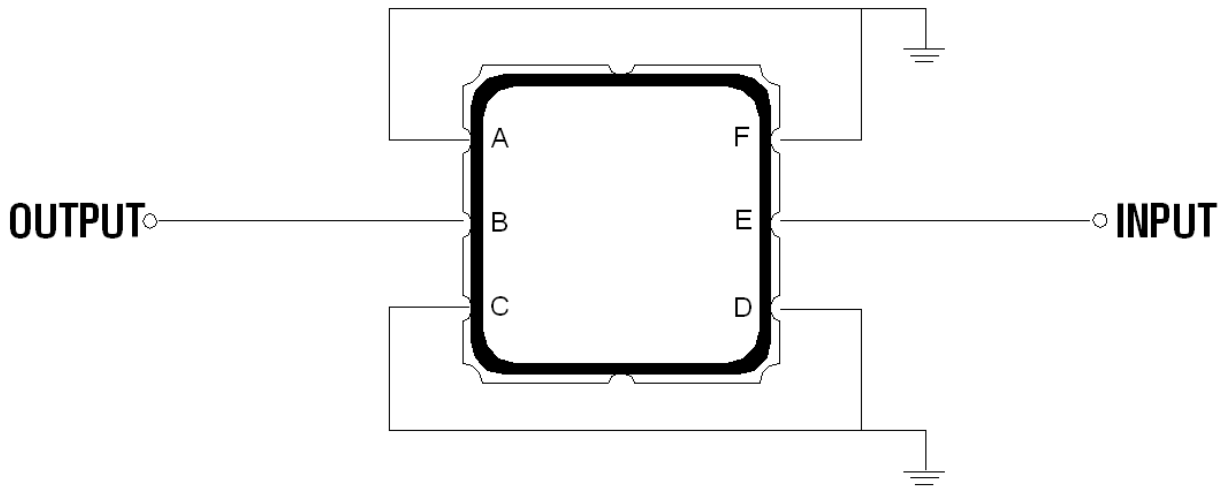
Package Dimensions



Marking Descriptions	
R	Resonator Application
3	Series Number
X	Date Code(Year)
Y	Date Code(Month)

Pin Description	
A, C, D, F	Ground
E	In
B	Out

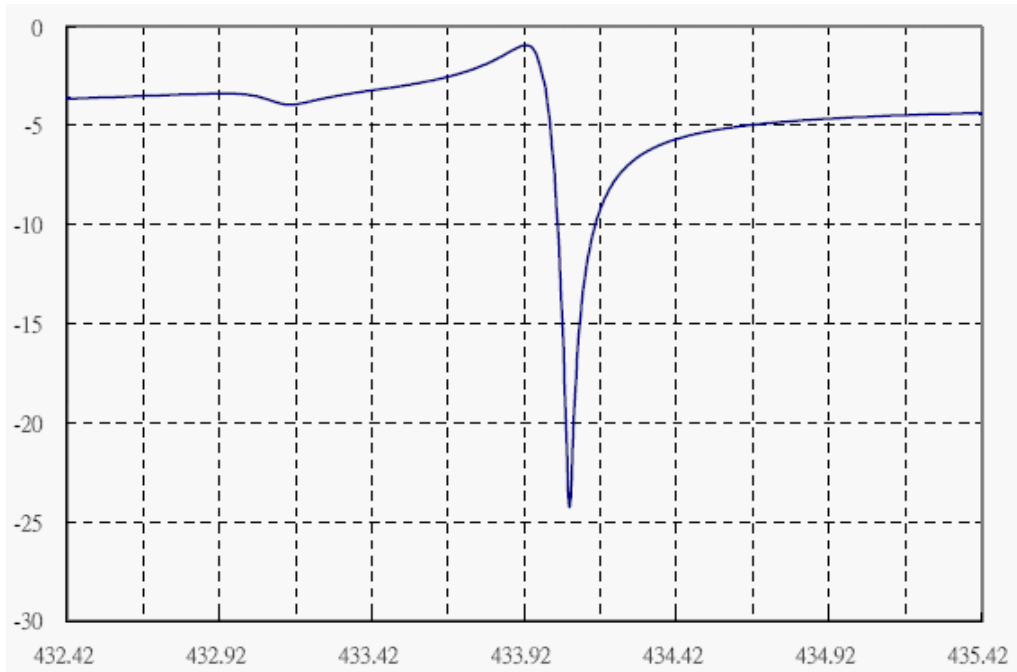
Testing Environment



Source & Load Impedance: 50 Ω

□ Frequency Characteristics

Frequency Response



Recommended Reflow Profile

